

DUBNA

BM@N mass data production on the distributed computing infrastructure with DIRAC

Konstantin Gertsenberger, [Igor Pelevanyuk](#)

A moment of retrospective

6th BM@N collaboration meeting:

General information about DIRAC and how it may be useful for BM@N tasksz

7th BM@N collaboration meeting:

Initial tests have been successfully performed. Basic workflow and scripts designed and presented.

8th BM@N collaboration meeting:

First real(useful) Monte-Carlo have been performed!

9th BM@N collaboration meeting:

More Monte-Carlo have been done. Preparing for raw data processing

File types

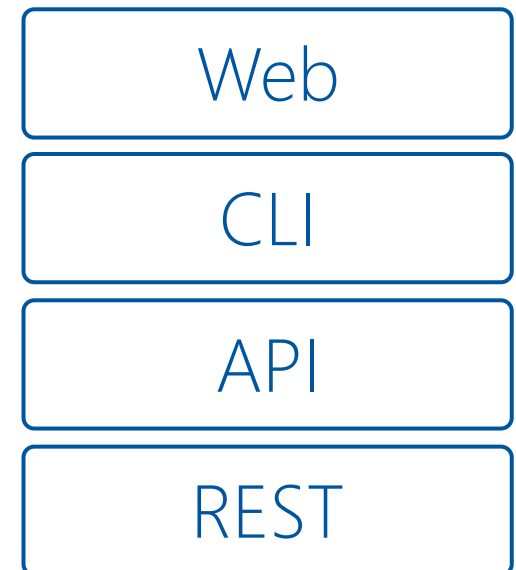
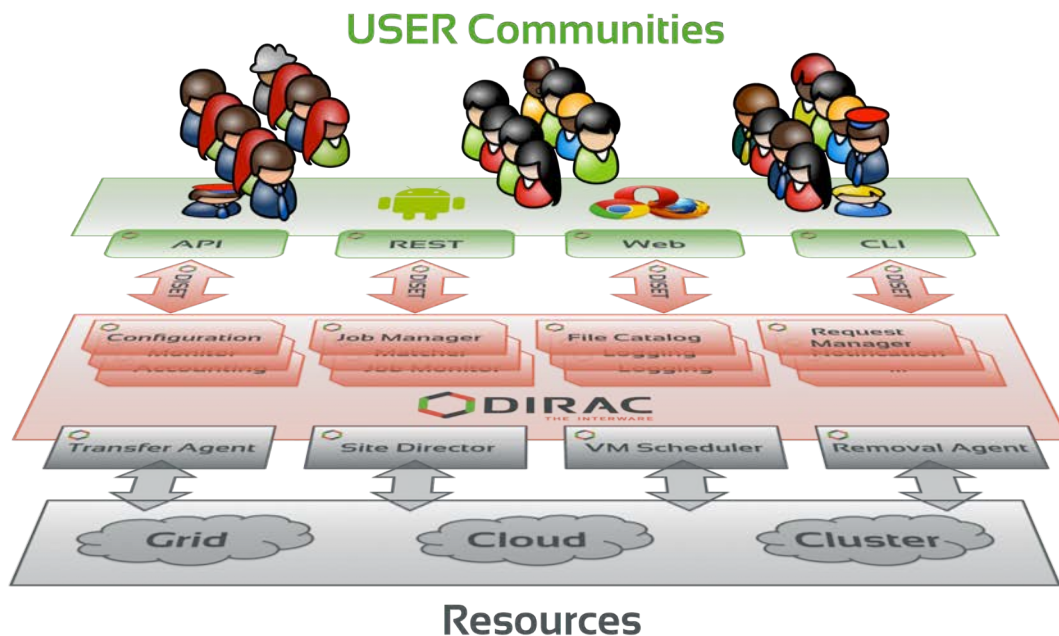
Type	Description
RAW	Raw data of events written by DAQ after Event Builder
DIGI(digits)	Digits of detectors after digitizer macros
DST _{exp}	Reconstructed events: hits, tracks, vertex and other reconstructed data
GEN	Generated events after simulation
DST _{sim}	Reconstructed events containing modeled information for comparison

BMN offline job types

Experiment data	Monte-Carlo data
RawToDigit	GenToSim
DigitToDst	SimToDst
DstToAna	DstToAna

What is DIRAC?

DIRAC provides all the necessary components to build ad-hoc grid infrastructures **interconnecting** computing resources of different types, allowing **interoperability** and simplifying interfaces. This allows to speak about the DIRAC *interware*.




What was done in JINR



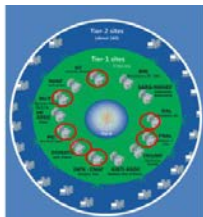
Tier-1 CICC/Tier-2 Clouds Govorun NICA Cluster UNAM
Running Running Running Running Running Running

The computing resources of the JINR Multifunctional Information and Computing Complex, clouds in JINR Member-States, cluster from Mexico University were combined using the DIRAC Interware.

Workload management



Submit thousand of jobs to DIRAC Job Queue



Tier-1



CICC/Tier-2



Clouds



Govorun



NICA Cluster

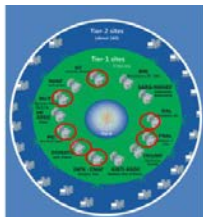


UNAM

Workload management



Submit thousand of jobs to DIRAC Job Queue



Tier-1



CICC/Tier-2



Clouds



Govorun



NICA Cluster

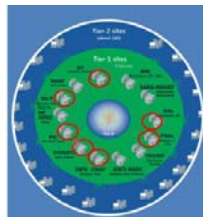


UNAM

Workload management



Submit thousand of jobs to DIRAC Job Queue



Tier-1



CICC/Tier-2



Clouds



Govorun

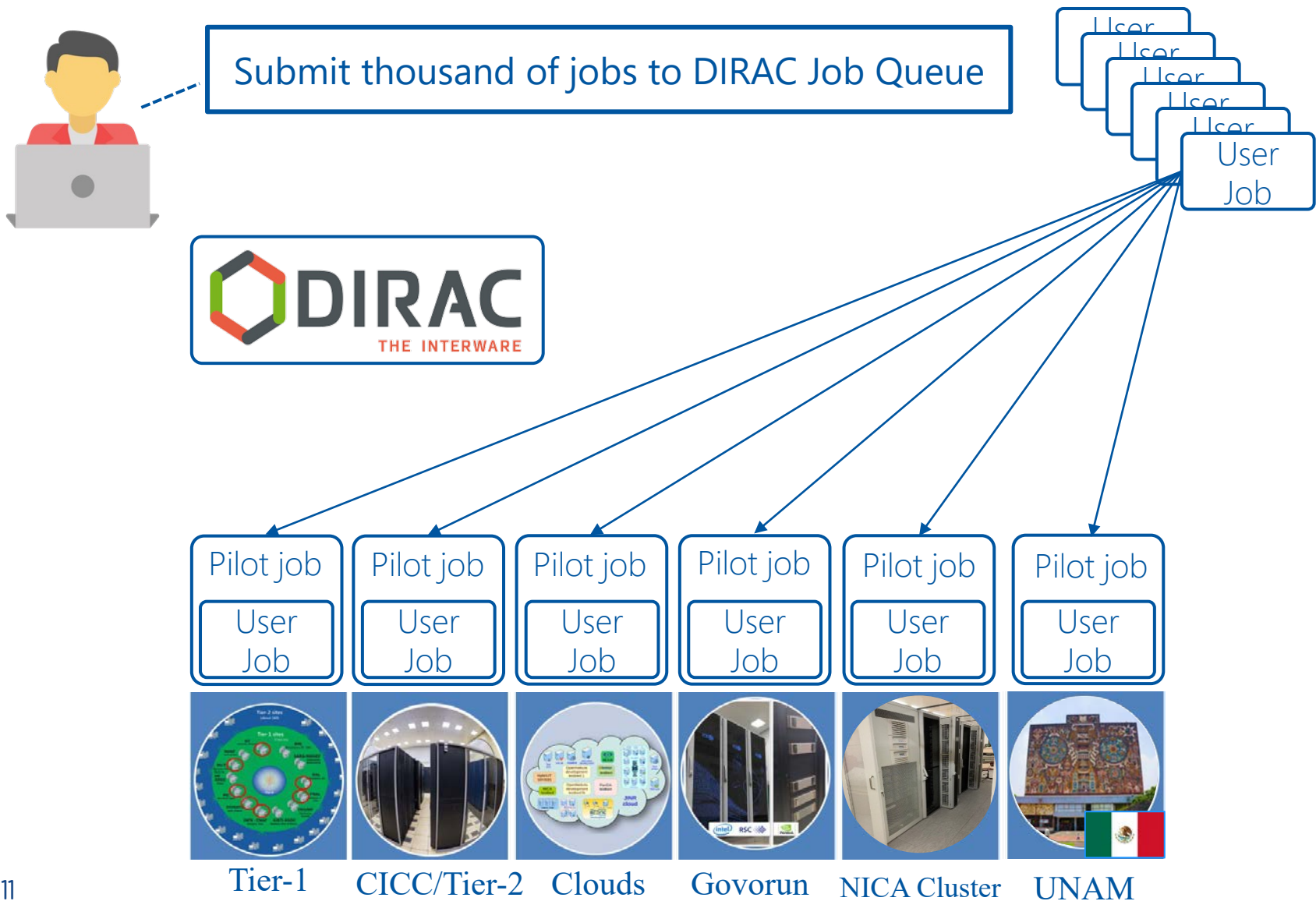


NICA Cluster



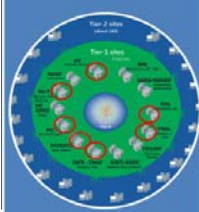




UNAM

Workload management



DIRAC: Jobs vs Resources

Tier-1 CICC/Tier-2 Clouds Govorn NICA Cluster

					
RawToDigit			Only with CVMFS		
DigitToDst			Only with CVMFS		
GenToSim			Only with CVMFS		
SimToDst			Only with CVMFS		

Explanation

RawToDigi – Huge size of input files is main limitation. There should be at least 100 GB of disk space per CPU core.

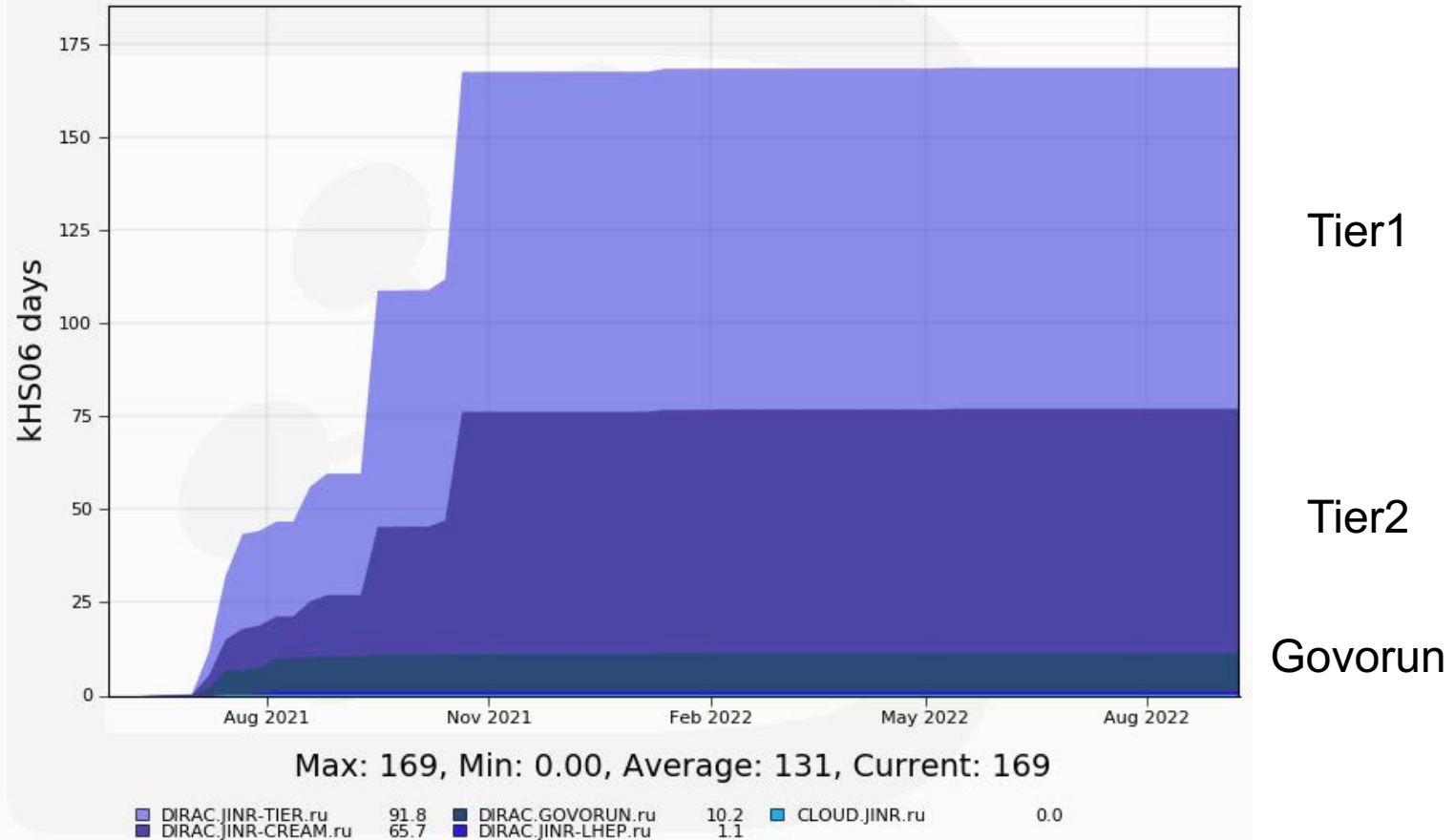
Cloud resources – potentially can perform all workload. Placement of software in CVMFS is essential. But the network may be a limiting factor for remote clouds.

NICA cluster – was used less in the last half a year by all DIRAC users(BM@N, MPD, SPD).

BM@N statistic

Normalized CPU used by Site

67 Weeks from Week 21 of 2021 to Week 36 of 2022



Max: 169, Min: 0.00, Average: 131, Current: 169

Total number of jobs: 18,900

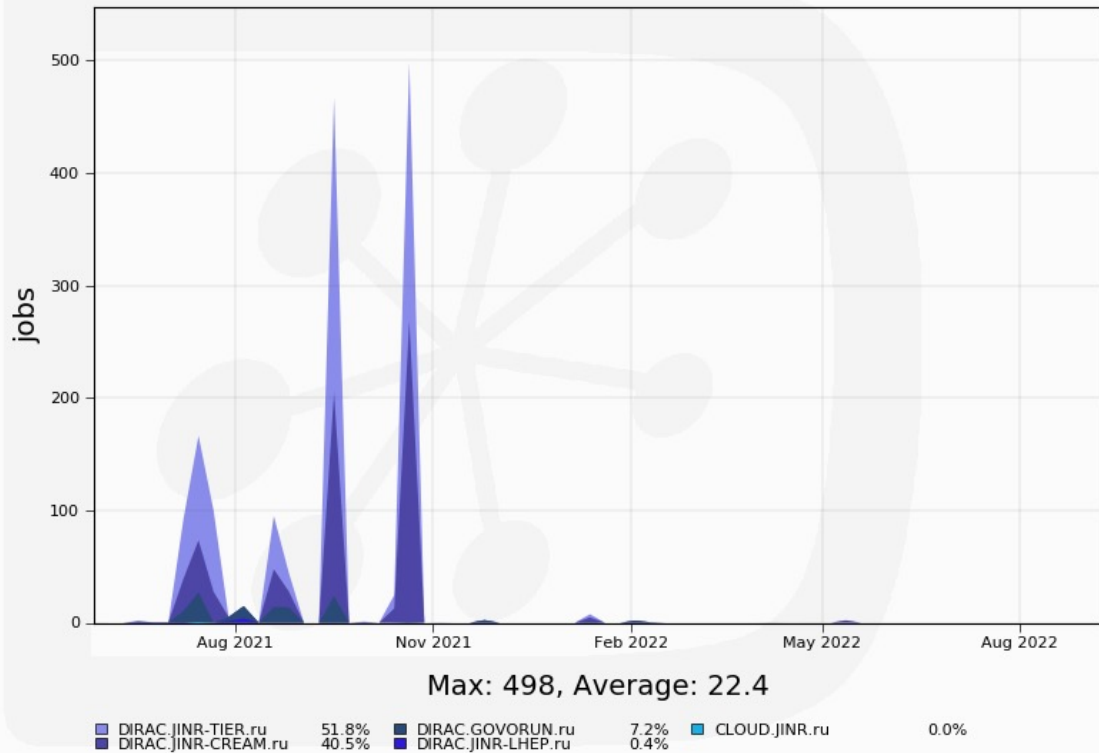
Total wall time: 29 years

Average duration: 13 hours

Available resources

Running jobs by Site

67 Weeks from Week 21 of 2021 to Week 36 of 2022



Generated on 2022-09-13 13:16:08 UTC

In the mid of September total amount of running jobs exceeded 1600.

Quotas(cores):

Tier1: 920 (NICA shared)

Tier2: 1000 (NICA shared)

Govorun: 192

NICA cluster: 250

JINR Cloud: 90 (All shared)

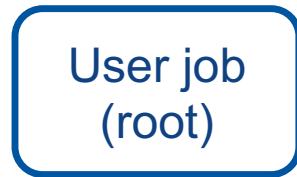
Members-states clouds: ~500
(All shared)

BMN Raw->Digi workflow

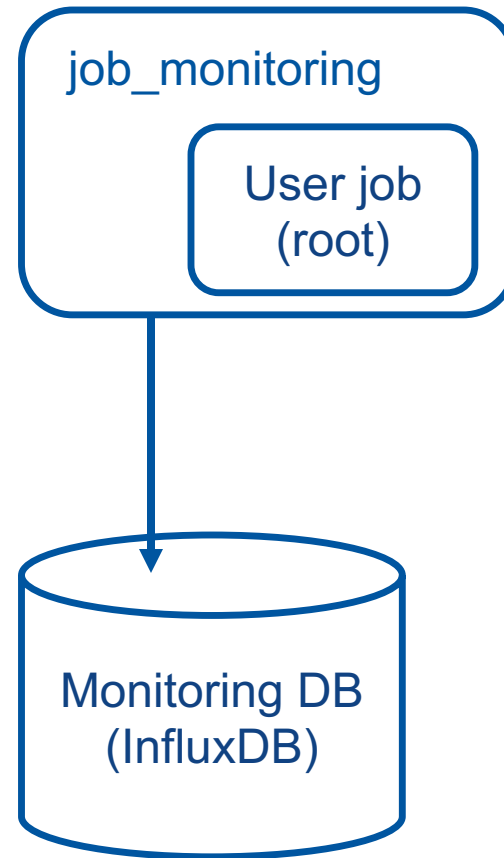
1. Check the resource and configure software
2. Download RAW file
3. Perform BmnDataToRoot.C
4. Copy result_digi.root to MLIT-EOS over DIRAC

User job monitoring

```
$ root macro.c(input)
```

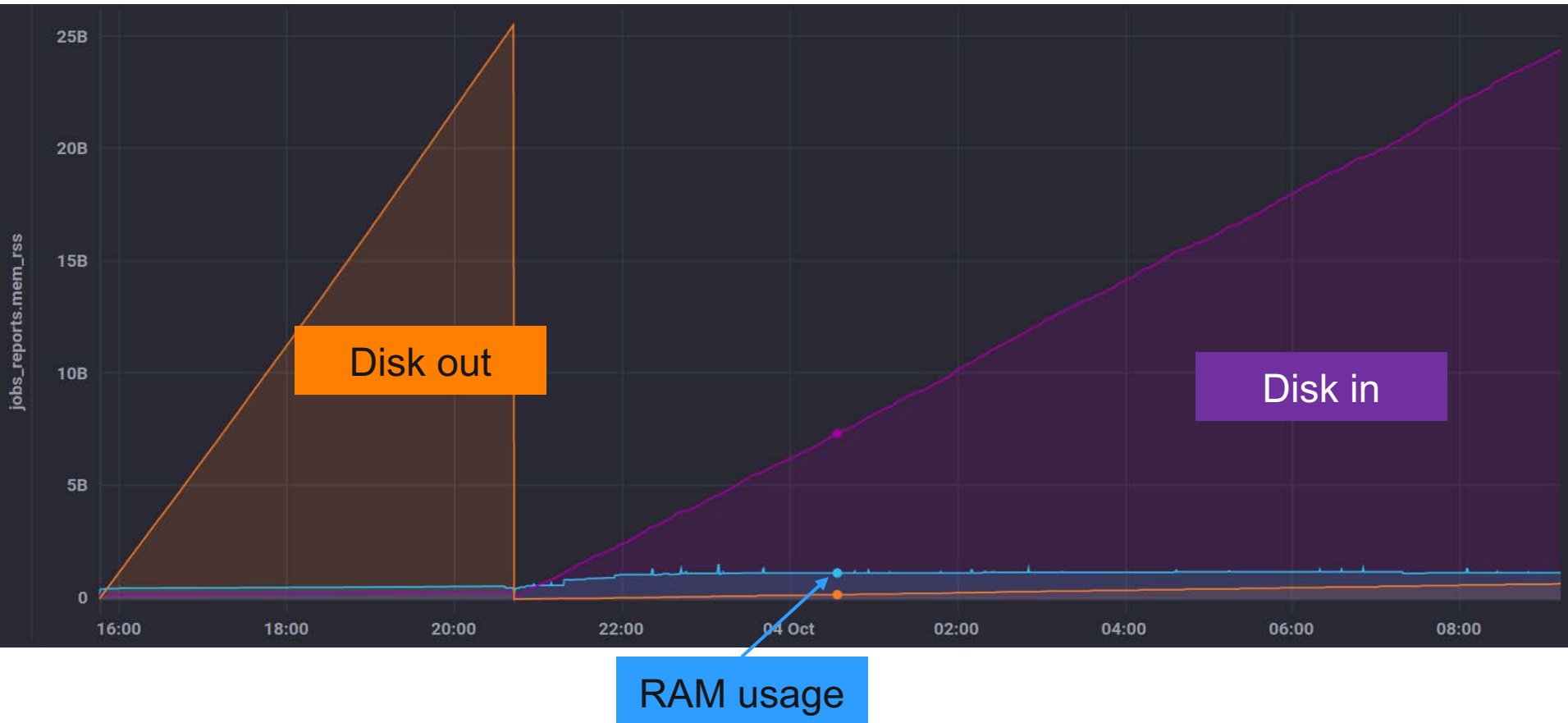


```
$ job_monitoring root macro.c(input)
```



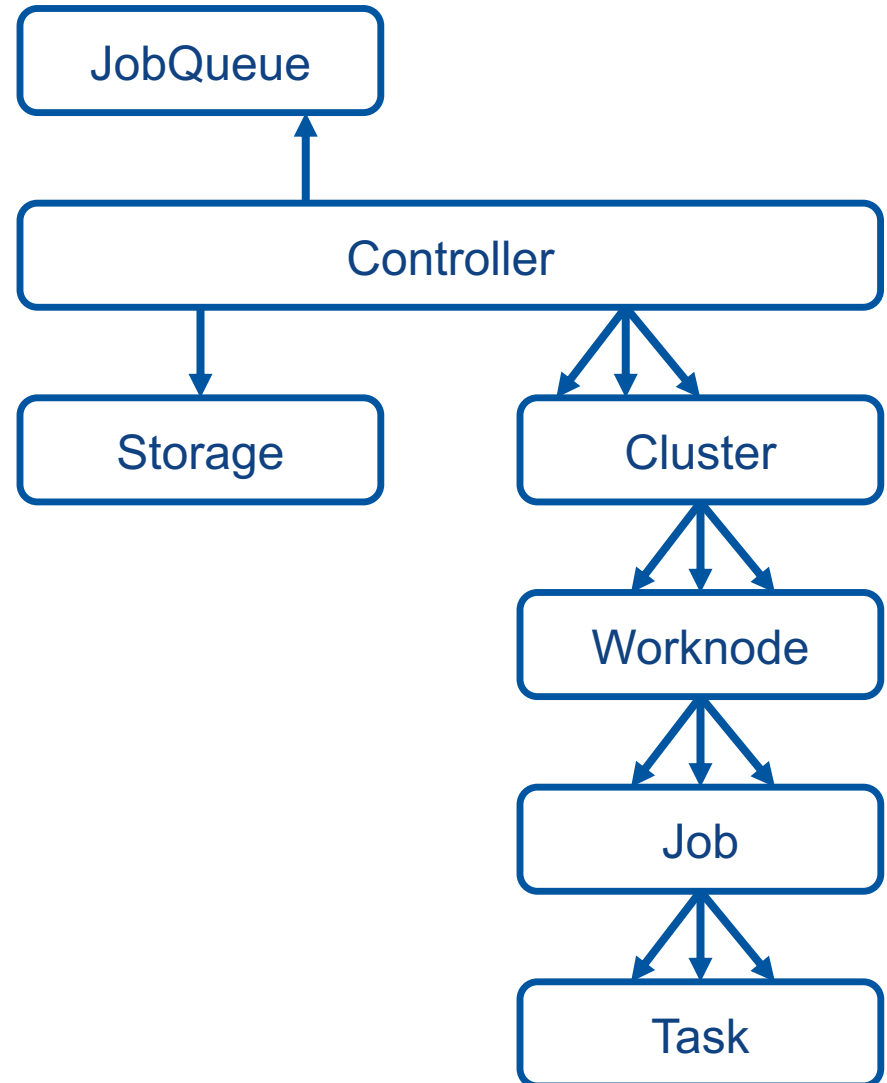
User job monitoring

GenToDst job on Govorun



DIRAC load prediction

- Written in python to predict CPU, RAM, network and disk load
- Uses data about performance of resources integrated in DIRAC
- It is used to check the behavior of DIRAC jobs in real infrastructure.
- InfluxDB is used for results storage and visualization



BM@N computing parameters

- If we have 20 Govorun worknodes, 40 cores available on each worknode.
- If 100 MB/s maximum disk writing speed on each worknode.
- If new 40 GB RAW file appears every 90 seconds. 105000 events in each RAW file.
- If each event processing time is 0.5 sec – one file processing will last for 14.5 hours.

Results



- No disaster happening
- Stable state of the system after ~19 hours
- Maximum amount of running jobs ~730 (91% of slots)
- Average CPU load of available Govorun resources ~ 80%.



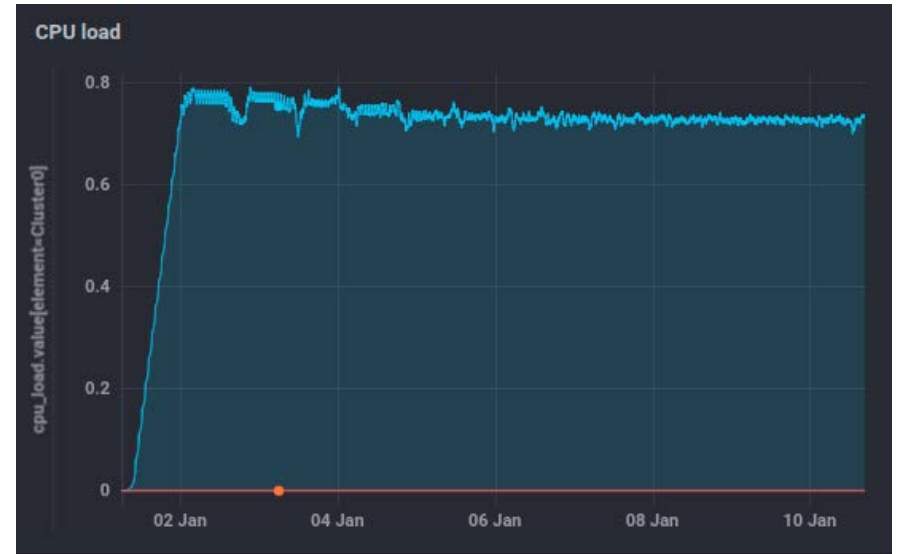
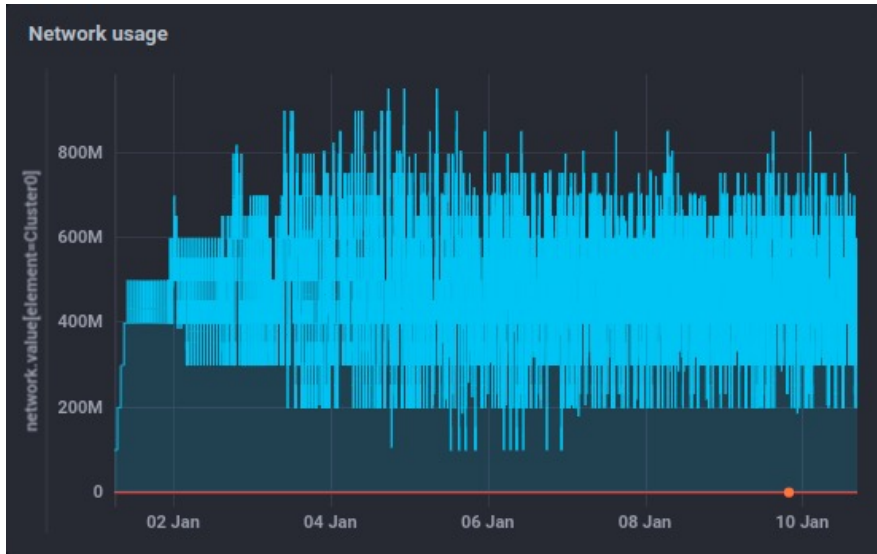
- Network usage not more than 700 MB/s
- Average usage between 400 and 500 MB/s

Strange results

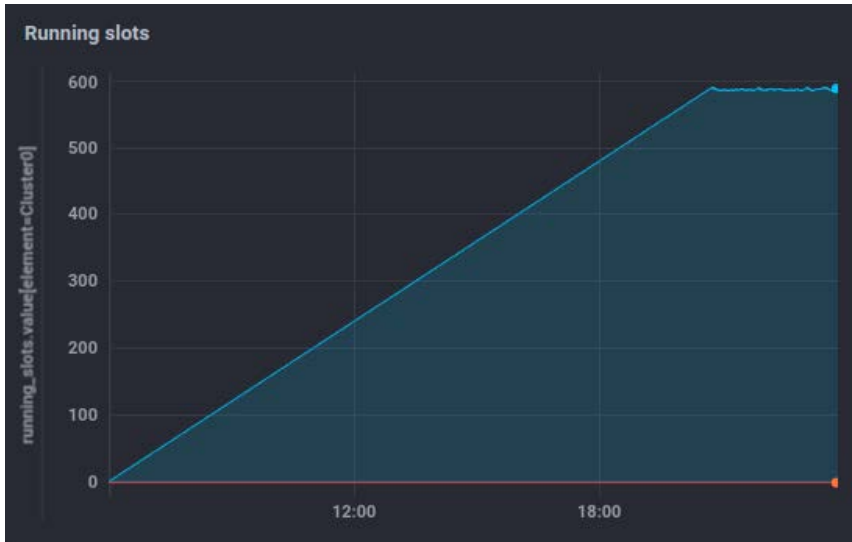


- These “waves” are on CPU load graph is definitely an issue.
- If we place Running slots graph on top of CPU load graph we see that in the beginning many slots occupied by jobs which struggle to download data.
- What if we will distribute jobs among worknodes randomly?

Results



Results




- No disaster happening
- Stable state of the system after ~15 hours
- Maximim amount of running jobs ~591 (74% of slots)
- Average CPU load of available Govorun resources ~ 73%.



- Network usage not more than 700 MB/s
- Average usage ~450MB/s

Conclusion on BM@N+DIRAC

- If our estimations are correct. DIRAC + Govorun may be used for Raw->Digi jobs during the whole BM@N run.
- If we use DIRAC for Raw->Digi, Govorun is the only computing resource that can effectively provide more than 100GB of disk space per running CPU core.
- Within DIRAC Tier1, Tier2 are the best resources for MC and Digi->Dst jobs. Clouds are also available and may be used if software is in CVMFS.
- BM@N root is better to be executed from CVMFS.



DUBNA